




ASTRONERGY

ENERGYNAT
TRADE

Import and distribution of top PV components



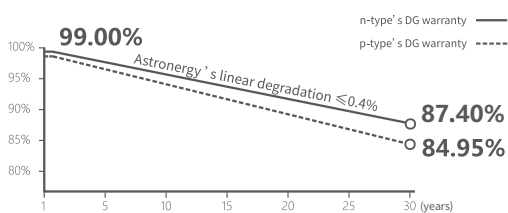
ASTRO N5

CHSM78N(DG)/F-BH
Bifacial Series(182)

605~625W

Warranty

- 12** 12-year Product Warranty
- 30** 30-year Linear Power Warranty



Key Features

- TOPCon / Half-cut
- Low temperature coefficient (Pmpp)
- Non-destructive cutting
- PID resistance
- Low BOS cost & LCOE
- Bifacial gain



ISO 9001:2015:ISO Quality Management System
ISO 14001:2015:ISO Environment Management System
ISO 45001:Occupational Health and Safety
The first solar company which passed the Nord IEC/TS 62941 certification audit



Tier 1
BloombergNEF



605~625W

POWER RANGE

0~+5W

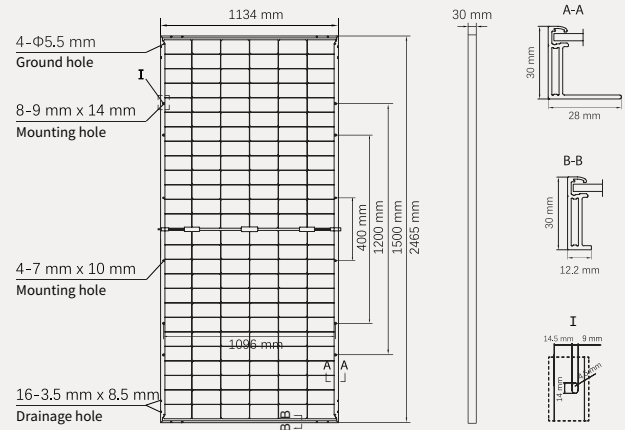
POWER SORTING

22.4%MAX MODULE
EFFICIENCY**≤ 1.0%**FIRST YEAR
POWER DEGRADATION**≤ 0.4%**YEAR 2-30
POWER DEGRADATION

Mechanical Specifications

Outer dimensions (L x W x H)	2465 x 1134 x 30 mm
Cell type	n-type mono-crystalline
No. of cells	156 (6*26)
Frame technology	Aluminum, silver anodized
Front / Back glass	2.0+2.0 mm
Cable length (Including connector)	Portrait: (+)350 mm, (-)250 mm; Customized length
Cable diameter (IEC/UL)	4 mm ² / 12 AWG
① Maximum mechanical test load	5400 Pa (front) / 2400 Pa (back)
Connector type (IEC/UL)	HCB40 (Standard) / MC4-EVO2A (Optional)
Module weight	34.7 kg
Packing unit	36 pcs / box (Subject to sales contract)
Weight of packing unit (for 40'HQ container)	1304 kg
Modules per 40' HQ container	576 pcs

① Refer to Astronergy crystalline installation manual or contact technical department.
Maximum Mechanical Test Load=1.5×Maximum Mechanical Design Load.



Electrical Specifications

STC: Irradiance 1000W/m², Cell Temperature 25° C, AM=1.5

	605	610	615	620	625
Rated output (Pmpp / Wp)	605	610	615	620	625
Rated voltage (Vmpp / V)	45.63	45.79	45.96	46.12	46.29
Rated current (Impp / A)	13.26	13.32	13.38	13.44	13.50
Open circuit voltage (Voc / V)	55.21	55.41	55.61	55.81	56.01
Short circuit current (Isc / A)	13.78	13.87	13.95	14.03	14.11
Module efficiency	21.6%	21.8%	22.0%	22.2%	22.4%

NMOT: Irradiance 800W/m², Ambient Temperature 20° C, AM=1.5, Wind Speed 1m/s

	455.0	458.7	462.5	466.2	470.0
Rated output (Pmpp / Wp)	455.0	458.7	462.5	466.2	470.0
Rated voltage (Vmpp / V)	42.95	43.10	43.26	43.41	43.57
Rated current (Impp / A)	10.59	10.64	10.69	10.74	10.79
Open circuit voltage (Voc / V)	52.44	52.63	52.82	53.01	53.20
Short circuit current (Isc / A)	11.13	11.19	11.26	11.32	11.39

Electrical Specifications (Integrated power)

Pmpp gain	Pmpp / Wp	Vmpp / V	Impp / A	Voc / V	Isc / A
5%	646	45.96	14.05	55.61	14.64
10%	677	45.96	14.72	55.61	15.34
15%	707	45.97	15.39	55.62	16.03
20%	738	45.97	16.05	55.62	16.73
25%	769	45.97	16.72	55.62	17.43

Electrical characteristics with different rear power gain (reference to 615W)

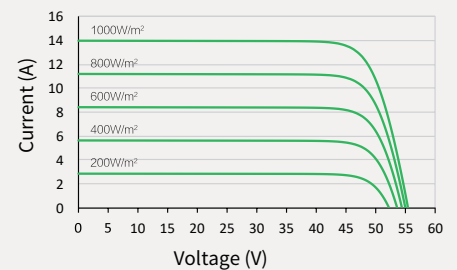
Temperature Ratings (STC)

Operating Parameters

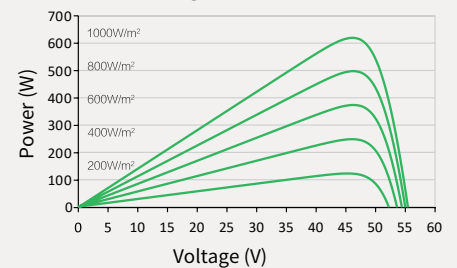
Temperature coefficient (Pmpp)	-0.29%/°C	No. of diodes	3
Temperature coefficient (Isc)	+0.043%/°C	Junction box IP rating	IP 68
Temperature coefficient (Voc)	-0.25%/°C	Max. series fuse rating	30 A
Nominal module operating temperature (NMOT)	41±2°C	Max. system voltage (IEC/UL)	1500V _{DC}

Curve

Current-Voltage (615W)



Power-Voltage (615W)



Current-Voltage (615W)

